

Our Lady of Peace Catholic Primary and Nursery School



Year 1

Term: Pentecost 2

Homework Booklet

Year 1 Notices

Reading Day – Books are changed on Mondays.

Please ensure that your child brings in their reading books and reading records each day. We ask that you sign your child's reading record each day when you hear them read.

Library Day – Friday

Please ensure your child brings in their black school bag, if they have one, if not, the red bag can also be used, every Friday. They then have the opportunity to choose a book from the new Library and share it with you at home for a week.

P.E Days – Year 1 have PE on Mondays and Tuesdays. Please make sure your child wears PE clothes when coming to school on PE days. Correct PE kit must be worn- **black shorts**, **white t-shirt**, black trainers/plimsoles, **black tracksuit top and bottoms (without logos)**

Water bottles: we ask that your child brings a water bottle to school each day. This should have a sports type lid rather than a screw top and **should contain only water.**

We kindly ask that the children do not bring a rucksack or backpack to school. Please send reading books in the school red bag as this will fit in their tray in the classroom. Thank you.

As the weather is changing now and getting warmer, please remember that the children may need to bring a hat to wear at breaktimes.

Welcome to your homework booklet for this half term.




In this booklet you will find seven weeks' worth of spellings. You need to learn these spellings carefully by using the look, say, cover and write method. Towards the end of this half term, we are concentrating on the common exception words (high frequency words) that all year 1 children should be able to read and write correctly before the end of July.

Your teacher will test you on your spellings each week on Wednesday.

At the end of this booklet is a list of the 100 High Frequency words for year 1. It is expected that the children are able to read and write the majority of these before going up to year 2.



BRAIN BUILDERS



Cookery and Nutrition

We would like you to choose a recipe, follow the instructions and enjoy eating the final product. Your recipe can be sweet or savoury. You need to take photographs of you following the recipe and eating your creation. Then you need to write a report about what you did. In your report, think about when you used your phonics/English skills, your maths skills and your scientific knowledge.

Your teachers are more than happy to help you eat any of your creations!

To be handed in by 07/07/2025



Phonics

The phonics that the children will be learning this term are as follows:

02/05/2025 Book 36	/m/ m as in map, mm as in hammer, -mb as in thumb, -mn as in column, /k/ c as in cat, k as in king, -ck as in sock, ch as in school, qu as in mosquito, -que as in mosque.
09/06/2025 Book 36	/or/ or as in fork, ore as in snore, -our as in four, -oor as in doors, oar as in oars, /or/ aw as in yawn, au as Autumn, al as in walk, -augh as in caught, ough as in bought.
16/06/2025	Revision of all split digraphs.
23/06/2025	Revision of all phonemes and HFW in readiness for the transition to year 2.
30/06/2025	Revision of all phonemes and HFW in readiness for the transition to year 2.
07/07/2025	Revision of all phonemes and HFW in readiness for the transition to year 2.
14/07/2025	Revision of all phonemes and HFW in readiness for the transition to year 2.



Please also log in to your class page on Oxford Owl so that you can consolidate the Floppy Phonics we have been learning at school. We ask that you do not access books that we have not taught at school yet. (See phonics table on the previous page)

Username: OLOPyear1

Password: floppyphonics



Please login to the Numbots website to play some fun games to help with your mathematic learning. You will also be able to build and customise your own robot too.

Curriculum information Pentecost 2

Religious Education

Dialogue and encounter: this topic involves meeting Christians from the local parish, including the parish priest and understanding what being a Christian means to them and how they live their lives. Looking at the church to understand the building as a place where Catholics gather to celebrate their love of Christ in the church's liturgies. Pupils will develop an understanding that the Christian family extends beyond their immediate experience. Pupils will begin learning about Judaism through understanding of the Jewish belief in one God and that they have a sacred text, the Torah. The Torah contains stories, laws, and poetry which are central to Jewish culture.

English:

The children will study a "wishing tale" and will focus on "The Magic Paintbrush." We will look at the cultural aspect of the book and how good overcomes evil. They will continue to practise their handwriting, spellings and grammar in all subjects.

Maths

Position and direction: the children will learn about how to describe turns (full, quarter, half, three quarter), describe position – left, right, forwards, backwards, above and below. They will discuss ordinal numbers

Place value within 100: the children will practise counting from 50 to 100 in ones, then in tens. They will learn how to partition numbers into tens and ones as well as look at the number line to 100, using this to establish 1 more and 1 less than a given number. They will compare numbers with the same number of tens as well as any two numbers.

Money: the children will learn unitising, for example a 5 pence coin represents five 1 pence coins. One item does not need to represent a value of one. They will learn to recognise coins and notes in current circulation and how to count in coins by using their knowledge of the values of coins to solve problems by counting in 2s, 5s and 10s.

Time: the children will focus on the language of before and after. Learn the order of the days of the week and months of the year. Discuss the language of time (hours, minutes and seconds) and begin to learn to tell the time to the hour and to the half hour

Phonics

Please see the table on the previous page.

Science

The children's last year 1 topic will be about plants. The children will study how plants grow, which plants grow in our local area and the structure of a plant (root, stem/stalk, leaves and flowers)

Geography

What is it like to live in Shanghai: in this topic the pupils will learn about human and physical features of their local area. They will use an atlas to locate the UK and China on a world map and then be able to compare differences and similarities between Shanghai and their own local area.

DT

Making smoothies: in this topic the children will learn to describe fruits and vegetables and explain how to identify them. Name a range of places that fruits and vegetables grow. Describe basic characteristics of fruit and vegetables. Prepare fruits and vegetables to make a smoothie.

Computing

Grouping data: in this topic the children will be exploring object labels, then using them to sort and group objects by properties.



Test: 04.06.2025

Spellings

Look	S a y	Co ver	Write	Check	Write	Check
example			<i>exampel</i>	x	<i>example</i>	✓
<i>monkey</i>						
<i>shimmer</i>						
<i>lamb</i>						
<i>character</i>						
<i>saw</i>						
<i>said</i>						
<i>when</i>						
<i>their</i>						

Now use your spellings in a sentence.

- 1) _____
- 2) _____
- 3) _____
- 4) _____
- 5) _____
- 6) _____
- 7) _____
- 8) _____



Spellings

Test on 11.06.2025

Look	S a y	Cover	Write	Check	Write	Check
example			<i>exampel</i>	x	<i>example</i>	✓
<i>corner</i>						
<i>more</i>						
<i>your</i>						
<i>claw</i>						
<i>walk</i>						
<i>with</i>						
<i>then</i>						
<i>why</i>						

Now use your spellings in a sentence.

- 1) _____
- 2) _____
- 3) _____
- 4) _____
- 5) _____
- 6) _____
- 7) _____
- 8) _____



Spellings

Test on 18.06.2025

Look	S a y	Cover	Write	Check	Write	Check
example			<i>exampel</i>	✘	<i>example</i>	✔
<i>make</i>						
<i>name</i>						
<i>like</i>						
<i>these</i>						
<i>bone</i>						
<i>cube</i>						
<i>could</i>						
<i>should</i>						

Now use your spellings in a sentence.

- 1) _____
- 2) _____
- 3) _____
- 4) _____
- 5) _____
- 6) _____
- 7) _____
- 8) _____



Spellings

Test on 25.06.2025

Look	S a y	Cover	Write	Check	Write	Check
example			<i>exampel</i>	x	<i>example</i>	✓
<i>was</i>						
<i>put</i>						
<i>but</i>						
<i>when</i>						
<i>where</i>						
<i>were</i>						
<i>are</i>						
<i>our</i>						

Now use your spellings in a sentence.

- 1) _____
- 2) _____
- 3) _____
- 4) _____
- 5) _____
- 6) _____
- 7) _____
- 8) _____



Spellings

Test on: 02.07.2025

Look	Say	Cover	Write	Check	Write	Check
example			<i>exampel</i>	x	<i>example</i>	✓
<i>people</i>						
<i>children</i>						
<i>school</i>						
<i>then</i>						
<i>them</i>						
<i>there</i>						
<i>their</i>						
<i>how</i>						

Now use your spellings in a sentence.

- 1) _____
- 2) _____
- 3) _____
- 4) _____
- 5) _____
- 6) _____
- 7) _____
- 8) _____



Spellings

Test on 09.07.2025

Look	S a y	Cover	Write	Check	Write	Check
example			<i>exampel</i>	✘	<i>example</i>	✔
<i>come</i>						
<i>by</i>						
<i>they</i>						
<i>now</i>						
<i>about</i>						
<i>asked</i>						
<i>looked</i>						
<i>some</i>						

Now use your spellings in a sentence.

- 1) _____
- 2) _____
- 3) _____
- 4) _____
- 5) _____
- 6) _____
- 7) _____
- 8) _____



Spellings

Test on 16.07.2025

Look	S a y	Cover	Write	Check	Write	Check
example			<i>exampel</i>	x	<i>example</i>	✓
<i>very</i>						
<i>what</i>						
<i>my</i>						
<i>house</i>						
<i>we</i>						
<i>called</i>						
<i>came</i>						
<i>have</i>						



Now use your spellings in a sentence.

- 1) _____
- 2) _____
- 3) _____
- 4) _____
- 5) _____
- 6) _____
- 7) _____
- 8) _____

Handwriting

Please support your child in practising continuous cursive handwriting as well as correct pencil grip and sitting position when writing.

www.teachhandwriting.co.uk has some good videos of how each letter is formed.



Word
the
that
not
look
put
and
with
then
don't
could
a
all
were
come
house
to
we
go
will
old
said
can
little
into
too
in
are
as
back
by
he
up
no
from

Word
day
I
had
mum
children
made
of
my
one
him
time
it
her
them
Mr
I'm
was
what
do
get
if
you
there
me
just
help
they
out
down
now
Mrs
on
this
dad

Word
came
called
she
have
big
oh
here
is
went
when
about
off
for
be
it's
got
asked
at
like
see
their
saw
his
some
looked
people
make
but
so
very
your
an