

**Our Lady of Peace Catholic  
Primary and Nursery School**



**Year 4**

**Term: Lenten 1**

**Homework Booklet**

## Welcome to your homework booklet for this half term.

In this booklet you will find six weeks' worth of spellings. You need to learn these spellings carefully by using the look, say, cover and write method. You then have some space at the bottom of the page to put each of your spelling words into a sentence.

Your teacher will test you on your spellings each week.



Login to your '**Times Tables Rock Stars**' account to practice your times tables!

Your teacher will test you on your times tables each week.

## **BRAIN BUILDERS**

Set on: Tuesday 7<sup>th</sup> January

Due on: Monday 3<sup>rd</sup> February



As a part of our history topic, we are going to be learning about Vikings and their daily life.

We would like you to prepare a project about Vikings, their everyday life, longships, their trading or invading other countries.

The format of the project is entirely up to you. Make it interesting and engaging. Be as creative as you want!

## **Maths for Lenten Term 1**

### **Multiplication and Division**

Children will learn how to find factor as well as multiply by 10/100. They will divide the numbers by 10/100. Pupils will use related facts of multiplication and division as well as use informal written methods for multiplication.

### **Length and Perimeter**

Pupils will measure in kilometres and metres, find equivalent lengths (kilometres and metres), calculate perimeter on a grid. They will work on perimeter of rectilinear shapes. The children will practise finding missing lengths in rectilinear shapes



Please check homework set on MyMaths website.



# Spellings

Week 1

Test 10.01.25

**Spelling practice:** Look, say, cover, write, check



©BNP Design Studio - Illustrations01.com/1113255

Look	S a y	Cove r	Write	Check	Write	Check
Accept						
Except						
Aloud						
Allowed						
Weather						
Whether						
Whose						
Who's						

**Sentence practice:** Now use your spellings in a sentence.

- 1) \_\_\_\_\_
- 2) \_\_\_\_\_
- 3) \_\_\_\_\_
- 4) \_\_\_\_\_
- 5) \_\_\_\_\_
- 6) \_\_\_\_\_
- 7) \_\_\_\_\_
- 8) \_\_\_\_\_

# Tables at the Double

Find the 2x table by doubling each number. Find the 4x table by doubling the 2x table. Find the 8 times table by doubling the 4x table. Can you complete the whole sheet?

Number	x2	x4	x8
2	4	8	16
3			
4			
5			
6			
7			
8			
9			
10			
11			
12			
15			
20			
50			
100			

# Spellings

Week 2

Test 17.01.25



**Spelling practice:** Look, say, cover, write, check



Look	Say	Cover	Write	Check	Write	Check
<i>cereal</i>						
<i>serial</i>						
<i>check</i>						
<i>cheque</i>						
<i>through</i>						
<i>threw</i>						
<i>stares</i>						
<i>stairs</i>						

**Sentence practice:** Now use your spellings in a sentence.

- 1) \_\_\_\_\_
- 2) \_\_\_\_\_
- 3) \_\_\_\_\_
- 4) \_\_\_\_\_
- 5) \_\_\_\_\_
- 6) \_\_\_\_\_
- 7) \_\_\_\_\_
- 8) \_\_\_\_\_

# Multiplying by 3, 6 and 9

1. a) Fill in the missing multiples of 3.

3, \_\_, 9, \_\_, 15, \_\_, 21, \_\_, \_\_, 30.

- b) Fill in the missing multiples of 6.

6, \_\_, 18, \_\_, \_\_, 36, \_\_, 48, \_\_.

- c) Fill in the missing multiples of 9.

9, \_\_, 27, \_\_, 45, \_\_, 63, \_\_.

2. Complete the multiplication sentences.

a)  $3 + 3 + 3 + 3 + 3 + 3 = \underline{\quad} \times \underline{\quad} = \underline{\quad}$

b)  $6 + 6 + 6 + 6 = \underline{\quad} \times \underline{\quad} = \underline{\quad}$

c)  $9 + 9 + 9 + 9 + 9 = \underline{\quad} \times \underline{\quad} = \underline{\quad}$

3. Complete the addition sentences.

a)  $6 \times 3 = \underline{\quad} = \underline{\quad}$

b)  $9 \times 6 = \underline{\quad} = \underline{\quad}$

c)  $4 \times 3 = \underline{\quad} = \underline{\quad}$

4. a)  $5 \times 3 = \underline{\quad}$       b)  $8 \times 6 = \underline{\quad}$       c)  $3 \times 9 = \underline{\quad}$

d)  $5 \times 9 = \underline{\quad}$       e)  $6 \times 6 = \underline{\quad}$       f)  $10 \times 3 = \underline{\quad}$

5. a) 
$$\begin{array}{r} 6 \\ \times 3 \\ \hline \end{array}$$

b) 
$$\begin{array}{r} 9 \\ \times 3 \\ \hline \end{array}$$

c) 
$$\begin{array}{r} 3 \\ \times 5 \\ \hline \end{array}$$

d) 
$$\begin{array}{r} 9 \\ \times 4 \\ \hline \end{array}$$

e) 
$$\begin{array}{r} 3 \\ \times 0 \\ \hline \end{array}$$

f) 
$$\begin{array}{r} 9 \\ \times 5 \\ \hline \end{array}$$

g) 
$$\begin{array}{r} 6 \\ \times 9 \\ \hline \end{array}$$

h) 
$$\begin{array}{r} 3 \\ \times 8 \\ \hline \end{array}$$

---

# Spellings

Week 3

Test 24.01.25



**Spelling practice:** Look, say, cover, write, check



©BNP Design Studio - Illustrations01.com/1112953

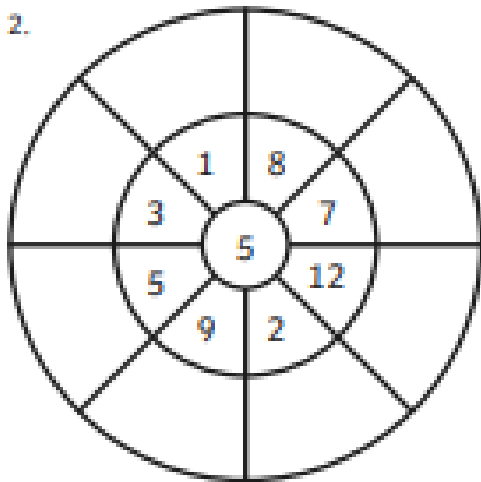
<b>Look</b>	<b>Say</b>	<b>Cover</b>	<b>Write</b>	<b>Check</b>	<b>Write</b>	<b>Check</b>
<i>information</i>						
<i>sensation</i>						
<i>preparation</i>						
<i>education</i>						
<i>exaggeration</i>						
<i>concentration</i>						
<i>imagination</i>						
<i>organisation</i>						

**Sentence practice:** Now use your spellings in a sentence.

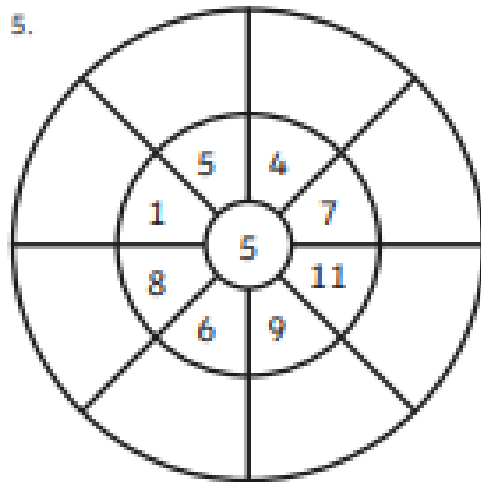
- 1) \_\_\_\_\_
- 2) \_\_\_\_\_
- 3) \_\_\_\_\_
- 4) \_\_\_\_\_
- 5) \_\_\_\_\_
- 6) \_\_\_\_\_
- 7) \_\_\_\_\_
- 8) \_\_\_\_\_



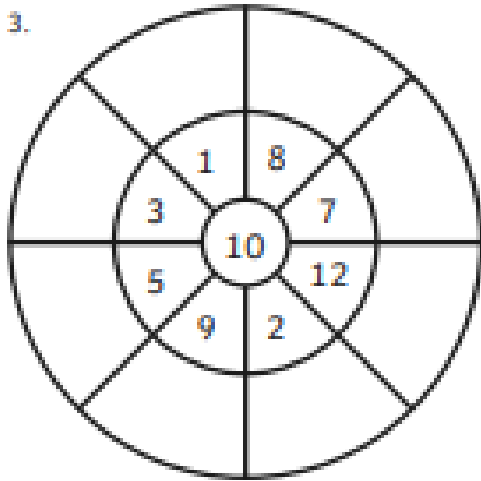
2.



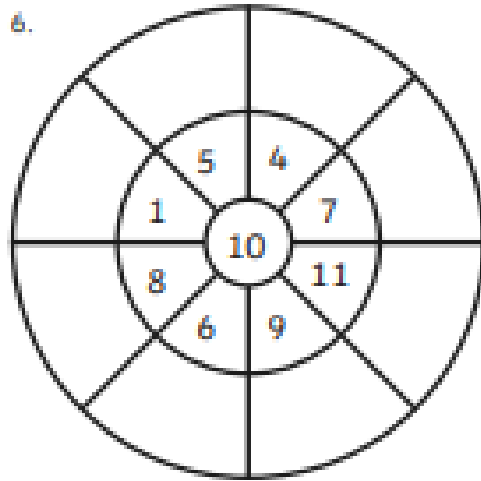
5.



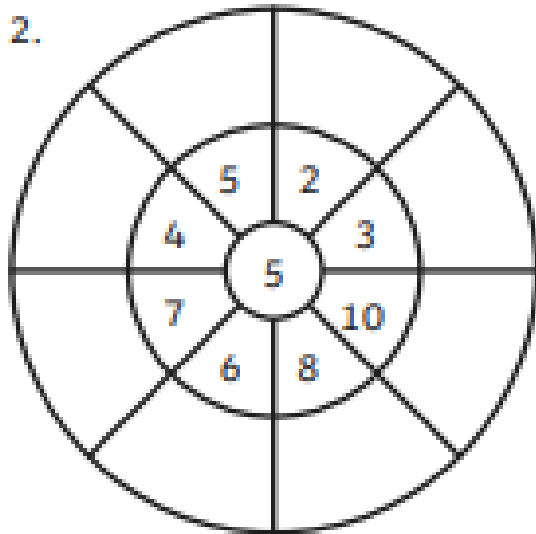
3.



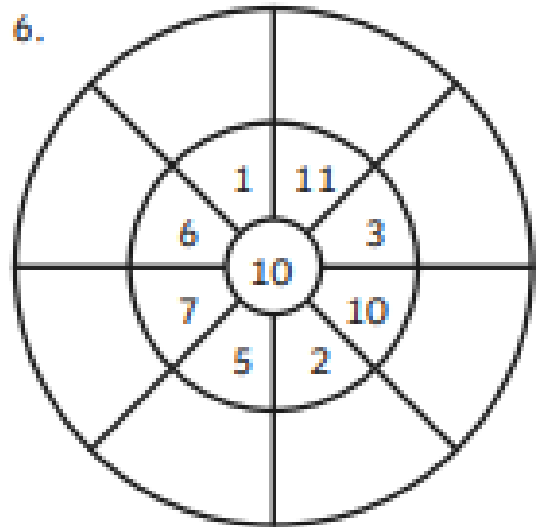
6.



2.



6.



# Spellings

Week 4

Test 31.01.25



**Spelling practice:** Look, say, cover, write, check



©BNP Design Studio - IllustrationsOf.com/111255

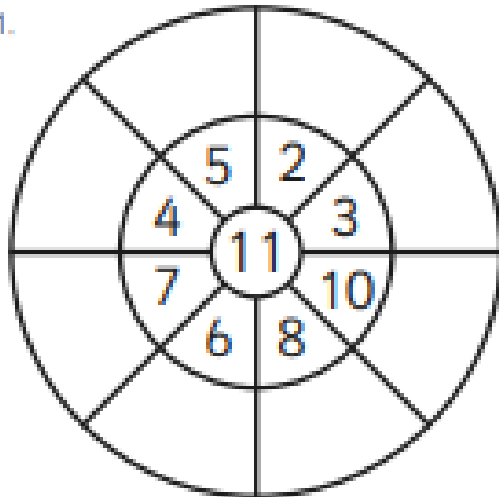
Look	Say	Cover	Write	Check	Write	Check
<i>creation</i>						
<i>indication</i>						
<i>ventilation</i>						
<i>dedication</i>						
<i>demonstration</i>						
<i>abbreviation</i>						
<i>translation</i>						
<i>vibration</i>						

**Sentence practice:** Now use your spellings in a sentence.

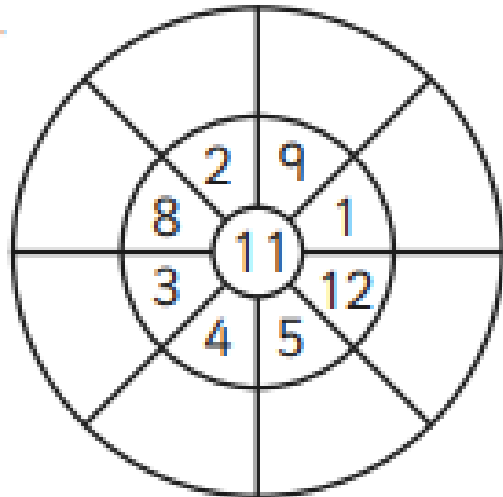
- 1) \_\_\_\_\_
- 2) \_\_\_\_\_
- 3) \_\_\_\_\_
- 4) \_\_\_\_\_
- 5) \_\_\_\_\_
- 6) \_\_\_\_\_
- 7) \_\_\_\_\_
- 8) \_\_\_\_\_

# 11 Times Table Multiplication Wheels

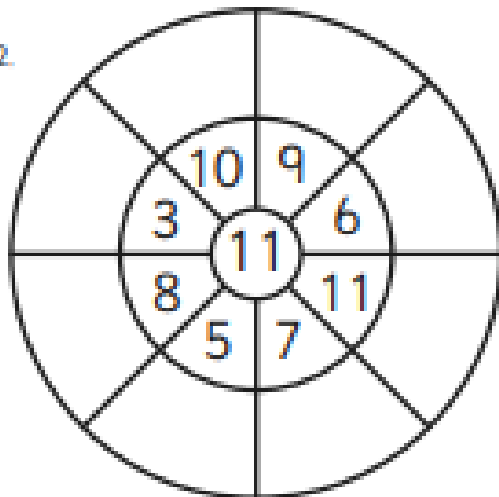
1.



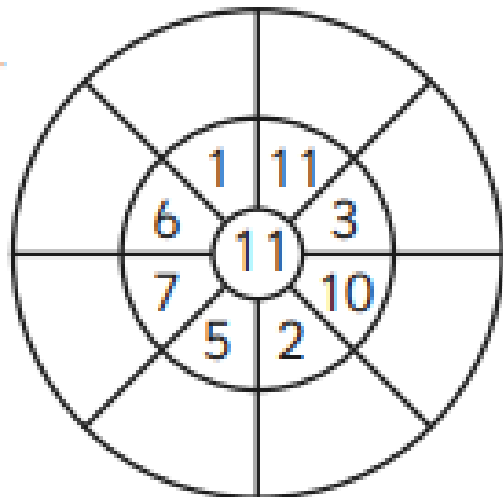
4.



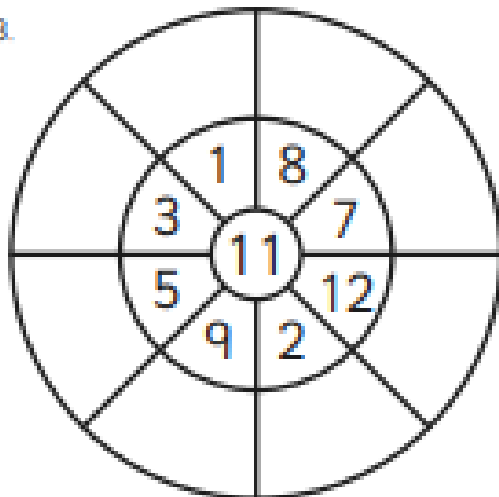
2.



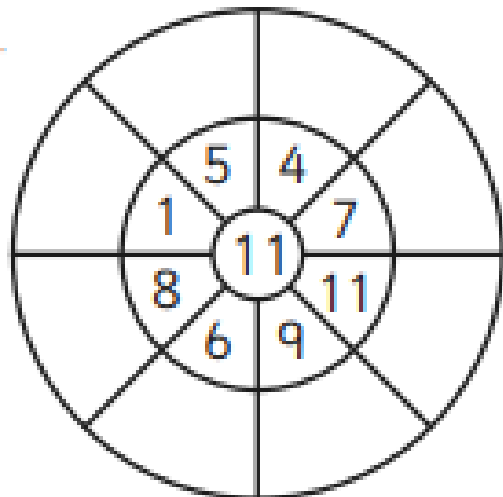
5.



3.



6.



# Spellings

Week 5

Test 07.02.25



**Spelling practice:** Look, say, cover, write, check



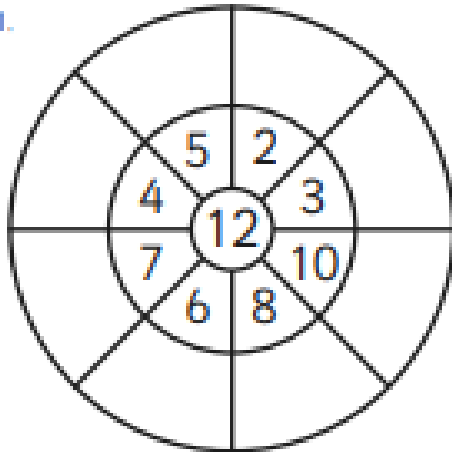
Look	Say	Cover	Write	Check	Write	Check
<i>submerge</i>						
<i>subheading</i>						
<i>submarine</i>						
<i>subordinate</i>						
<i>subway</i>						
<i>supervise</i>						
<i>superpower</i>						
<i>superhuman</i>						

**Sentence practice:** Now use your spellings in a sentence.

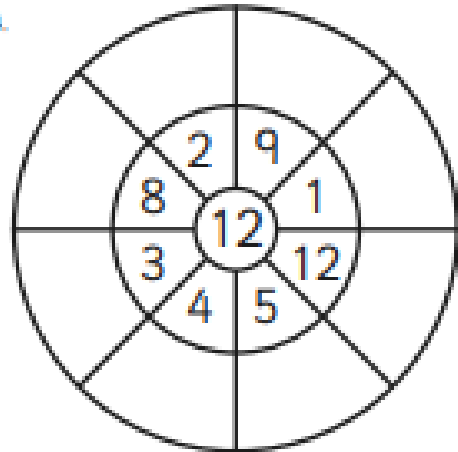
- 1) \_\_\_\_\_
- 2) \_\_\_\_\_
- 3) \_\_\_\_\_
- 4) \_\_\_\_\_
- 5) \_\_\_\_\_
- 6) \_\_\_\_\_
- 7) \_\_\_\_\_
- 8) \_\_\_\_\_

# 12 Times Table Multiplication Wheels

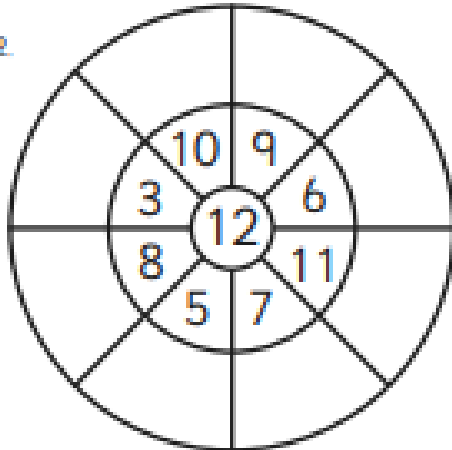
1.



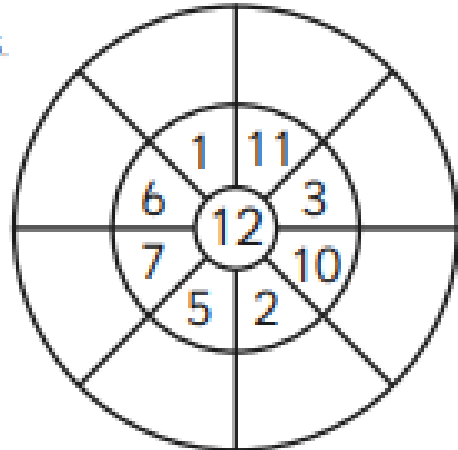
4.



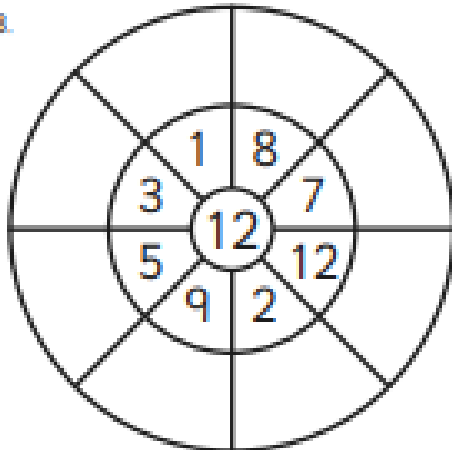
2.



5.



3.



6.

