

Our Lady of Peace Catholic Primary and Nursery School



Year 2

Term: Pentecost 1

Homework Booklet

Year 2 Notices

Please ensure that your child brings in their reading books and reading records each day. We try to read with as many children as we can, but may not always get around to everyone every day! Please record the reading you do with your child in the reading record book. This will help us to know if the books need changing or not. We will not change a book if it has not been read or is unfinished.

Library Days – Please make sure your child brings their black school bag on this day

Year 2 St Teresa: Thursday

Year 2 St Mary Magdalene: Thursday

P.E Days – Please make sure your child comes to school wearing their school PE kit on these days.

Year 2 St Teresa: Monday and Wednesday

Year 2 St Mary-Magdalene: Wednesday and Friday

Welcome to your homework booklet for this half term.

In this booklet you will find six weeks' worth of spellings. You need to learn these spellings carefully by using the look, say, cover and write method. You then have some space at the bottom of the page to put each of your spelling words into a sentence.

Your teacher will test you on your spellings each Friday. **The first spelling test will be on Friday 25th April**



Login to your 'Times Tables Rock Stars' account to practise your times tables!



BRAIN BUILDERS

Your project for this half-term is...

To design a scene from the Great Fire of London. You can present this as artwork, a digital model or a 3D model.

Think about what the city of London might have looked like in 1666. You could use your research skills, go to a local library and find out interesting facts which you could include in your project, maybe if you include people, they could have speech bubbles telling the facts you find out.

You can present it in any way you like; handwritten or typed on a computer, pictures you have created or printed, or anything else you can think of! We look forward to seeing your creations!

Due in Tuesday 20th May 2025

Maths for Lenten Term 2

Fractions

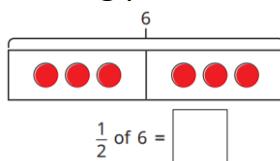
The children will start on fractions and being able to recognise them in different ways. They will learn to find quarters, halves, three quarters and thirds. They will know that 2 halves make a whole and that 2 quarters make a half. They will find unit fraction (e.g. $\frac{1}{2}$, where the numerator is 1) and non-unit fraction (where the numerator is 2 or more, e.g. $\frac{3}{4}$). If they know one part and how many parts there are they can then find the whole. (If I have 4 parts and each part has 2, then the whole is 8)

$$2/4 = \frac{1}{2}$$

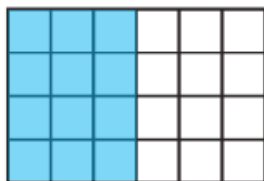


The same amount of each bar is shaded.

Using parts and wholes



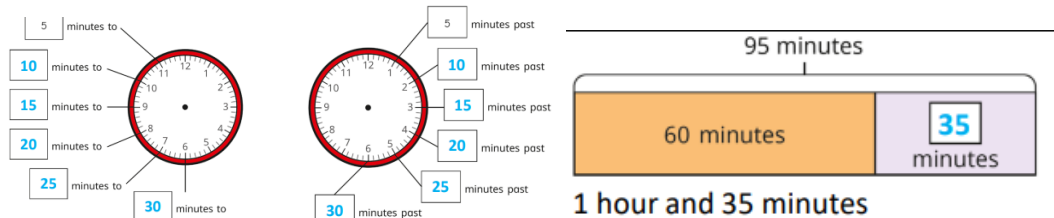
They will find a fraction of a shape, an amount or of a number. With numbers sometimes this will have a visual prompt to support, other times it will be without. The children can draw to help them solve, but we will also be linking this to our times tables, as a fraction can be found by dividing.



$$\frac{1}{2} \text{ of } 24 = 12$$

Time

The children will move onto telling the time. Last year they would have been taught o'clock and half past. Now the children will initially move onto quarter past and quarter to; before then moving onto reading time in 5 minute intervals. They will also learn to recognise minutes in an hour, hours in a day and compare durations of time which ask both minutes and time. For example, which is longer 1 hour or 70 minutes?



In preparation for the assessments the children will be revising and practising strategies taught throughout the year for the different areas of maths, but especially number in order to put them in the best position to show their true potential.

2's		5's	
$0 \times 2 = 0$	$0 \div 2 = 0$	$0 \times 5 = 0$	$0 \div 5 = 0$
$1 \times 2 = 2$	$2 \div 2 = 1$	$1 \times 5 = 5$	$5 \div 5 = 1$
$2 \times 2 = 4$	$4 \div 2 = 2$	$2 \times 5 = 10$	$10 \div 5 = 2$
$3 \times 2 = 6$	$6 \div 2 = 3$	$3 \times 5 = 15$	$15 \div 5 = 3$
$4 \times 2 = 8$	$8 \div 2 = 4$	$4 \times 5 = 20$	$20 \div 5 = 4$
$5 \times 2 = 10$	$10 \div 2 = 5$	$5 \times 5 = 25$	$25 \div 5 = 5$
$6 \times 2 = 12$	$12 \div 2 = 6$	$6 \times 5 = 30$	$30 \div 5 = 6$
$7 \times 2 = 14$	$14 \div 2 = 7$	$7 \times 5 = 35$	$35 \div 5 = 7$
$8 \times 2 = 16$	$16 \div 2 = 8$	$8 \times 5 = 40$	$40 \div 5 = 8$
$9 \times 2 = 18$	$18 \div 2 = 9$	$9 \times 5 = 45$	$45 \div 5 = 9$
$10 \times 2 = 20$	$20 \div 2 = 10$	$10 \times 5 = 50$	$50 \div 5 = 10$
$11 \times 2 = 22$	$22 \div 2 = 11$	$11 \times 5 = 55$	$55 \div 5 = 11$
$12 \times 2 = 24$	$24 \div 2 = 12$	$12 \times 5 = 60$	$60 \div 5 = 12$
10's		3's	
$0 \times 10 = 0$	$0 \div 10 = 0$	$0 \times 3 = 0$	$0 \div 3 = 0$
$1 \times 10 = 10$	$10 \div 10 = 1$	$1 \times 3 = 3$	$3 \div 3 = 1$
$2 \times 10 = 20$	$20 \div 10 = 2$	$2 \times 3 = 6$	$6 \div 3 = 2$
$3 \times 10 = 30$	$30 \div 10 = 3$	$3 \times 3 = 9$	$9 \div 3 = 3$
$4 \times 10 = 40$	$40 \div 10 = 4$	$4 \times 3 = 12$	$12 \div 3 = 4$
$5 \times 10 = 50$	$50 \div 10 = 5$	$5 \times 3 = 15$	$15 \div 3 = 5$
$6 \times 10 = 60$	$60 \div 10 = 6$	$6 \times 3 = 18$	$18 \div 3 = 6$
$7 \times 10 = 70$	$70 \div 10 = 7$	$7 \times 3 = 21$	$21 \div 3 = 7$
$8 \times 10 = 80$	$80 \div 10 = 8$	$8 \times 3 = 24$	$24 \div 3 = 8$
$9 \times 10 = 90$	$90 \div 10 = 9$	$9 \times 3 = 27$	$27 \div 3 = 9$
$10 \times 10 = 100$	$100 \div 10 = 10$	$10 \times 3 = 30$	$30 \div 3 = 10$
$11 \times 10 = 110$	$110 \div 10 = 11$	$11 \times 3 = 33$	$33 \div 3 = 11$
$12 \times 10 = 120$	$120 \div 10 = 12$	$12 \times 3 = 36$	$36 \div 3 = 12$

Spellings

Week 1

Spelling practice: Look, say, cover, write, check

Look	S a y	Co ver	Write	Check	Write	Check
example			<i>example</i>	x	<i>example</i>	✓
<i>enjoyment</i>						
<i>sadness</i>						
<i>careful</i>						
<i>playful</i>						
<i>happiness</i>						
<i>plentiful</i>						
<i>cheerful</i>						
<i>argument</i>						

Sentence practice: Now use your spellings in a sentence.

- 1) _____
- 2) _____
- 3) _____
- 4) _____
- 5) _____
- 6) _____
- 7) _____
- 8) _____

Spellings

Week 2

Spelling practice: Look, say, cover, write, check

Look	S a y	Co ver	Write	Check	Write	Check
example			<i>example</i>	✘	<i>example</i>	✓
<i>badly</i>						
<i>hopeless</i>						
<i>happily</i>						
<i>lovely</i>						
<i>joyless</i>						
<i>slowly</i>						
<i>quickly</i>						
<i>careless</i>						

Sentence practice: Now use your spellings in a sentence.

- 1) _____
- 2) _____
- 3) _____
- 4) _____
- 5) _____
- 6) _____
- 7) _____
- 8) _____

Spellings

Week 3

Spelling practice: Look, say, cover, write, check

Look	S a y	Co ver	Write	Check	Write	Check
example			<i>example</i>	✘	<i>example</i>	✔
<i>station</i>						
<i>fiction</i>						
<i>national</i>						
<i>addition</i>						
<i>subtraction</i>						
<i>option</i>						
<i>introduction</i>						
<i>section</i>						

Sentence practice: Now use your spellings in a sentence.

- 1) _____
- 2) _____
- 3) _____
- 4) _____
- 5) _____
- 6) _____
- 7) _____
- 8) _____

Spellings

Spelling practice: Look, say, cover, write, check

Week 4

Look	S a y	Co ver	Write	Check	Write	Check
example			<i>example</i>	✘	<i>example</i>	✓
<i>can't</i>						
<i>didn't</i>						
<i>couldn't</i>						
<i>it's</i>						
<i>wouldn't</i>						
<i>shouldn't</i>						
<i>wasn't</i>						
<i>Mr</i>						
<i>Mrs</i>						

Sentence practice: Now use your spellings in a sentence.

- 1) _____
- 2) _____
- 3) _____
- 4) _____
- 5) _____
- 6) _____
- 7) _____
- 8) _____
- 9) _____

Spellings

Week 5

Spelling practice: Look, say, cover, write, check

Look	S a y	Co ver	Write	Check	Write	Check
example			<i>example</i>	✘	<i>example</i>	✔
<i>Megan's</i>						
<i>the girl's</i>						
<i>the man's</i>						
<i>the woman's</i>						
<i>a teacher's</i>						
<i>a postman's</i>						
<i>the school's</i>						
<i>a dog's</i>						

Sentence practice: Now use your spellings in a sentence.

- 1) _____
- 2) _____
- 3) _____
- 4) _____
- 5) _____
- 6) _____
- 7) _____
- 8) _____

Spellings

Spelling practice: Look, say, cover, write, check

Week 6

Look	S a y	Co ver	Write	Check	Write	Check
example			<i>example</i>	✗	<i>example</i>	✓
<i>any</i>						
<i>many</i>						
<i>clothes</i>						
<i>pretty</i>						
<i>beautiful</i>						
<i>busy</i>						
<i>poor</i>						
<i>water</i>						

Sentence practice: Now use your spellings in a sentence.

- 1) _____
- 2) _____
- 3) _____
- 4) _____
- 5) _____
- 6) _____
- 7) _____
- 8) _____