

Our Lady of Peace Catholic Primary and Nursery School



Year 1

Term: Advent 1

Homework Booklet

Year 1 Notices

Reading Day – Books are changed on Mondays.

Please ensure that your child brings in their reading books and reading records/diary each day. We ask that you sign your child's reading record/diary each day when you hear them read.

Library Day – Friday

Please ensure your child brings in their black school bag every Friday. They then have the opportunity to choose a book from the new Library and share it with you at home for a week.

P.E Days – Year 1 have PE on Tuesdays and Wednesdays. Please make sure your child wears PE clothes when coming to school on PE days. Correct PE kit must be worn- **black shorts, white t-shirt**, black trainers/plimsoles, **black tracksuit top and bottoms (without logos)**

Water bottles: we ask that your child brings a water bottle to school each day. This should have a sports type lid rather than a screw top and should contain only water.


We kindly ask that the children do not bring a rucksack or backpack to school. As the weather is changing now and getting colder and children may need to wear their winter coats, there simply is no room for these items in the children's lockers. Please send reading books in the school red bag as this will fit in their tray in the classroom. Thank you.

Welcome to your homework booklet for this half term.




In this booklet you will find six weeks' worth of spellings. You need to learn these spellings carefully by using the look, say, cover and write method. The spellings will focus on the common exception words (high frequency words) that all year 1 children should be able to read and write correctly before the end of July, as well as words associated with the phonics we are currently learning at school.

Your teacher will test you on your spellings each week on Monday.



BRAIN BUILDERS



Your project for this half-term will focus our current RE topic "Creation and Covenant"

We would like you to first create some binoculars from cardboard tubes and then we would like you to go on an "Awe and Wonder "walk. You will need to collect objects or take photographs of things you love. You will then need to stick these in your homework book under the title "Created by God." Can you then write a caption for each object/photograph explaining what they mean to you?

To be handed in on 06/10/25

Parents, we would like the children to complete the homework as independently as possible. By all means help them with the research but the completion of the project should be the child's own work.

Phonics

The phonics that the children will be learning this term are as follows:

Week commencing: 08/09/2025 FP book 21	<u>ai</u> as in rain and train, <u>ay</u> as in tray and play <u>oi</u> as in oil and coin, <u>oy</u> as in boy and toy
Week commencing: 15/09/2025 FP book 21	<u>ee</u> as in teeth and see, <u>ea</u> as in treat and speak <u>igh</u> as in light and sigh, <u>ie</u> as in pie and cries
Week commencing: 22/09/2025 FP book 22	<u>oa</u> as in toad and road, <u>ow</u> as in snow and crow <u>ue</u> as in rescue and argue, <u>ew</u> as in few and ewe
Week commencing: 29/09/2025 FP book 22	<u>oo</u> as in spoon and tooth, <u>ew</u> as in chew and screw <u>ow</u> as in owl and frown, <u>ou</u> as in mouth and shout
Week commencing: 06/10/2025 FP book 23	<u>ur</u> as in curl and nurse, <u>ir</u> as in bird and girl <u>or</u> as in born and north, <u>aw</u> as in yawn and law
Week commencing: 13/10/2025 FP book 23	<u>ear</u> as in hear and near, <u>eer</u> as in deer and cheer <u>air</u> as in chair and hair, <u>are</u> as in scare and glare
Week commencing: 20/10/2025 FP book 24	<u>s</u> as in sun and <u>ce</u> as in dance <u>e</u> as in egg and <u>ea</u> as in bread

St Bernadette

OLOPyear1

floppyphonics



St Faustina Kowalska

OLOPyear1

floppyphonics

Please also log in to your class page on Oxford Owl so that you can consolidate the Floppy Phonics we have been learning at school. We ask that you do not access books that we have not taught at school yet. (See phonics table on the previous page)

Curriculum information Advent 1

Religious Education

Creation and Covenant: This topic focuses on how and God created the world and the part we play in looking after it for future generations.

English:

The children will study the text The Enormous Turnip, focusing on adjectives to describe objects, people and animals. They will apply their phonics knowledge to their writing. The children will then start to study “instructional writing”, looking at the structure and vocabulary used.

Maths

Place Value within 10:

For their first topic, the children will look at counting to ten, forwards and backwards, beginning with 0 or 1, or from any given number. As well as counting, reading and writing numbers to 10 in numerals and words. When given a number, they will be able to identify one more or one less as well as identifying and representing numbers using objects and pictorial representations including the number line, and use the language of: equal to, more than, less than (fewer), most, least.

Phonics

Please see the table on the previous page.

Science

The children will start their topic on Animals including humans where they will learn to classify and identify mammals, reptiles, birds, fish and amphibians and discuss herbivores, carnivores and omnivores. They will look at the human body, naming many parts and its structure.

History

This terms topic will be Schools in the past. The children will look at how schools, particularly Our Lady of Peace have changed over time.

Art

The topic on Spirals will focus on how we can use our whole bodies to create pictures and patterns. The children will look at the work of Molly Haslund and also study spirals in nature before using a variety of media to create their own pictures.

Computing

The children will start to learn about technology within the classroom as well as looking at the parts of a computer and how to use one responsibly.



Test: w/c
15/09/2025

Spellings

Look	S a y	Co ver	Write	Check	Write	Check
example			<i>exampel</i>	✗	<i>example</i>	✓
the						
and						
I						
put						
day						
play						
boy						
enjoy						

Now use your spellings in a sentence.

- 1) _____
- 2) _____
- 3) _____
- 4) _____
- 5) _____
- 6) _____
- 7) _____
- 8) _____



Spellings

Test w/c
22/09/2025

Look	S a y	Cover	Write	Check	Write	Check
example			<i>exampel</i>	✗	<i>example</i>	✓
but						
he						
she						
me						
treat						
speak						
pie						
cries						

Now use your spellings in a sentence.

- 1) _____
- 2) _____
- 3) _____
- 4) _____
- 5) _____
- 6) _____
- 7) _____
- 8) _____



Spellings

Test w/c 29/09/2025

Look	S a y	Cover	Write	Check	Write	Check
example			<i>exampel</i>	✗	<i>example</i>	✓
my						
you						
they						
her						
snow						
crow						
few						
chew						

Now use your spellings in a sentence.

- 1) _____
- 2) _____
- 3) _____
- 4) _____
- 5) _____
- 6) _____
- 7) _____
- 8) _____



Spellings

Test w/c
06/10/2025

Look	S a y	Cover	Write	Check	Write	Check
example			<i>exampel</i>	✗	<i>example</i>	✓
when						
was						
then						
that						
chew						
screw						
mouth						
shout						

Now use your spellings in a sentence.

- 1) _____
- 2) _____
- 3) _____
- 4) _____
- 5) _____
- 6) _____
- 7) _____
- 8) _____



Spellings

Test w/c 13/10/25

Look	Say	Cover	Write	Check	Write	Check
example			<i>exampel</i>	✗	<i>example</i>	✓
by						
of						
off						
we						
law						
yawn						
girl						
bird						

Now use your spellings in a sentence.

- 1) _____
- 2) _____
- 3) _____
- 4) _____
- 5) _____
- 6) _____
- 7) _____
- 8) _____



Spellings


Test w/c 20/10/25

Look	S a y	Co ver	Write	Check	Write	Check
example			<i>exampel</i>	✗	<i>example</i>	✓
<i>once</i>						
<i>some</i>						
<i>says</i>						
<i>come</i>						
<i>fear</i>						
<i>deer</i>						
<i>chair</i>						
<i>scare</i>						


Now use your spellings in a sentence.

- 1) _____
- 2) _____
- 3) _____
- 4) _____
- 5) _____
- 6) _____
- 7) _____
- 8) _____

Please support your child in practising their handwriting as well as correct pencil grip and sitting position when writing.



Right handed



left handed