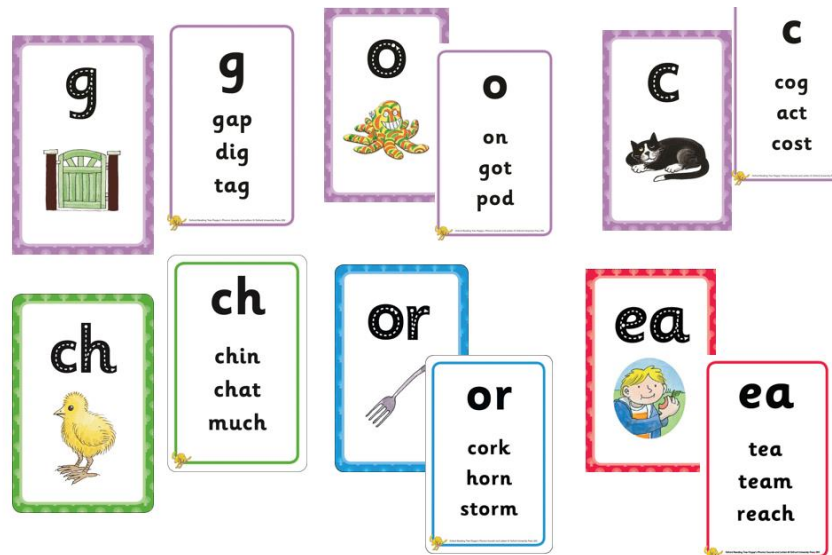


Our Lady of Peace Primary and Nursery School

Monday 12th January 2026

PHONICS AND READING IN YEAR 1

Floppy Phonics





Mini Alphabetic Code Chart

Sounds and key pictures	Graphemes and key words	Sounds and key pictures	Graphemes and key words
/s/ 	s ss c c c c c c sun dress caterpillar circle cycle ce se sc st dress sea clown stickle	/r/ 	r rr wr rh rabbit rabbit worm rat rhinoceros
/a/ 	a apple	/h/ 	h hat
/t/ 	t tt ed tiger tiger tiger shopped	/b/ 	b bb bat bat bat
/p/ 	p pp pig pig pig	/f/ 	f ff ph gh fish fish fish fish
/i/ 	i y ice cream ice cream	/l/ 	l ll lion lion lion
/n/ 	n nn kn gn nose nose nose nose	/u/ 	u le el il al umbrella umbrella umbrella umbrella
/m/ 	m mm mb mn man man man man	/j/ 	j dge ge jar jar jar jar ge ge ge ge
/d/ 	d dd ed dog dog dog	/v/ 	v ve van van van
/g/ 	g gg gu gh gue gate gate gate gate gate	/w/ 	w wh u wheel wheel wheel wheel
/o/ 	o oa ou ai orange orange orange orange	/ks/ 	x cks ks kiss kiss kiss kiss
/k/ 	k ck kh au kite kite kite kite	/l/ 	l leaf leaf leaf leaf

Alphabetic Code

h	b
f	ff
l	ll
le	ss

Grapheme Tiles

Say the sounds

Oxford Reading Tree Sounds and Letters Stage 1+

s a t p

i n m d

g o c k

-ck e u r

h b f -ff

l -ll -le -ss

Say the Sounds Posters

Stage 1: Activity Sheet 18

Name _____ Date _____

20

ff

Say the sound. Trace the letters.

Say the word. Listen for the ff sound.

off huff puff cuff tiff
stuff scuff fluff puffin

Read to read the words.

ff ff ff

Say the sound. Trace the letters. Write the letters.

Say the words. Can you hear the ff sound?

Draw something ending in ff.

c k -ck e u r h b f

Activity Sheets

Cumulative Texts Stage 1: Words A

It is difficult to spot the puffins at the zoo because they always float away.

The café has a fantastic trifle, lots of muffins and several different types of coffee.

The dolphin sped through the rough waves and made us all laugh with joy!

My nephew has a telephone that is in the shape of an elephant!

School children sometimes pretend to have a stomach ache but they really want to stay in bed!

The machine took the cherries off the branches so the chef could make them into cherry pie.

54 © Oxford University Press & Pearson Education Ltd. 2011 Copying permitted within purchasing school only

Cumulative Texts

To begin with...

Some key definitions

A phoneme is the smallest unit of sound in a word.

Phonemes are the sounds you hear.



A grapheme is a symbol of a phoneme. It is a letter or group of letters representing a sound.

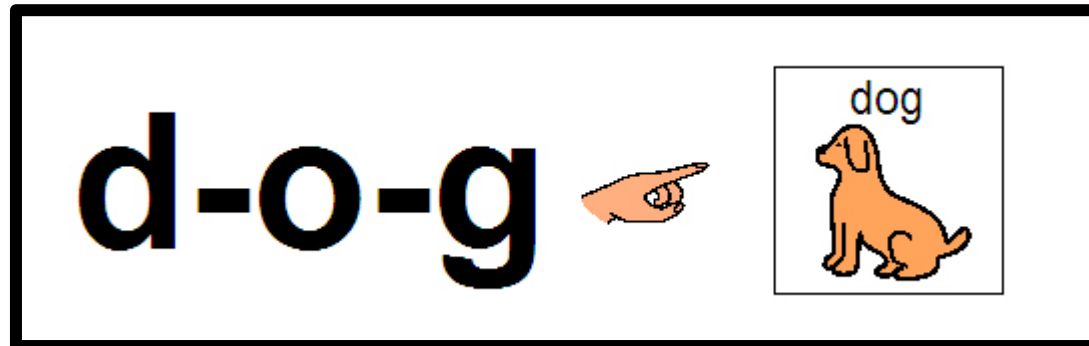
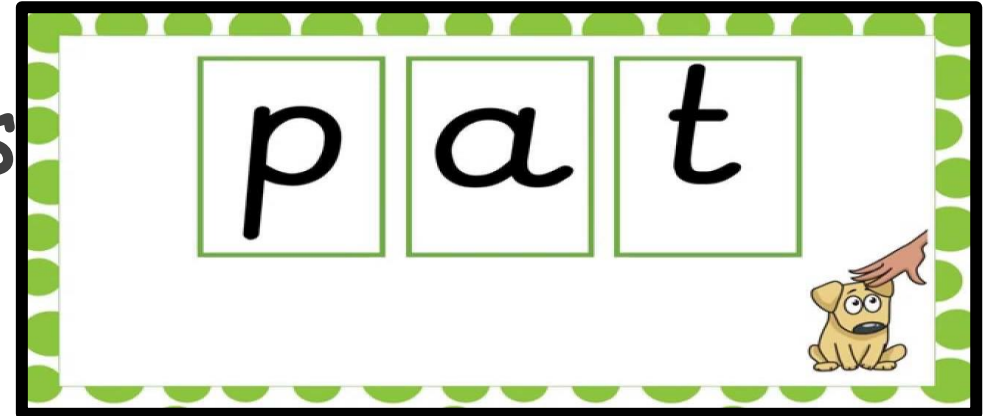
Graphemes are the sounds you see.



Tuning into sounds



and s



Blending for reading

- ▶ Recognising the letter sounds in a written word e.g.

c-u-p sh-ee-p h-a-t

- ▶ Merging them into the correct order to pronounce the word

cup sheep and hat.

How do I know if my child is able to blend?

- ▶ Can children blend orally - if an adult says each sound individually, can children hear what word is being sounded out?
- ▶ Can children blend to read - if children see a written word, can they say the sounds made by each grapheme and put these together to make a word?

BLENDING

Qu ee n
queen

BLENDING

Building words from phonemes to read.

c a t
cat

Segmenting for Spelling

- Identifying the individual sounds in a spoken word (e.g. **d-o-g**, **sh-ar-p**) and writing down letters for each sound (phoneme) to form the word **dog** and **sharp**.

sh...



How do I know if my child is able to segment?

- ▶ If an adult says a word, can the children say each sound that makes up that word?

SEGMENTING

○ Breaking down words for spelling.

cat

c a t

SEGMENTING

Queen

qu ee n

Blending and Segmenting are reversible skills



Segment and blend these words...

*Segment-Say the word in full then sound out the individual phonemes

*Blend- Sound out the individual phonemes then say the word in full

- ▶ fot
- ▶ teep
- ▶ clisk
- ▶ jat

Nonsense games like this help to build up skills - and are fun!

Games and Ideas for blending

<http://www.phonicsplay.co.uk/BuriedTreasure2.html>

<http://www.phonicsplay.co.uk/DragonsDen.html>

<http://www.phonicsplay.co.uk/PicnicOnPluto.html>

<http://www.phonicsplay.co.uk/PictureMatch.html>

<http://www.phonicsplay.co.uk/SentSubPhase3.html>




Level 4




-ay  tray	oy  toy	ea  eat	-ie  pie
ow  bow	ew  newspaper	-ew  screw	ou  mouth
ir  bird	aw  yawn	eer  deer	-are  scarecrow
-ce  dance	-ea  bread	o  onion	-ed  dropped  rained

Your child will be expected to apply these sounds to a real or 'alien' word.

- read
- screw
- share
- thirp
- freem
- snow



Level 5

 ay	 ou	 ie	 ea	 oy
 ir	 ue	 aw	 wh	 ph
 ew	 oe	 au	 ey	 a e
 e e	 i e	 o e	 u-e	

Your child will be expected to apply these sounds to a real or 'alien' word.

- ▶ these
- ▶ taum
- ▶ cloud
- ▶ rude
- ▶ snie
- ▶ bird
- ▶ jockey










Level 1+

Floppy's Phonics

s  sun	a  apple	t  teddy	p  pan
i  insect	n  net	m  man	d  dog
g  gate	o  octopus	c  cat	k  key
-ck  duck	e  egg	u  umbrella	r  rabbit
h  hat	b  bone	f  fish	-ff  cuff
l  lion	-ll  hill	-le  bottle	-ss  dress

Level 2

Floppy's Phonics

j  jug	v  van	w  web	-x  fox
y  yo-yo	z  zip	-zz  buzz	qu  queen
ch  chick	sh  ship	th  this thumb	-ng  ring
-dge  bridge	-ve  glove	wh  wheel	-cks  ducks
-tch  hatch	-nk  ink		

















Level 3

Floppy's Phonics

ai  aim	ee  eel	-igh  knight	oa  goat
-oo  cook	oo  spoon	ar  arm	or  fork
ur  purse	ow  owl	oi  oil can	ear  ear
air  hair	-er  builder	er  herbs	-ue  rescue
-ue  glue	-ure  pure	-ture  picture	







Level 4



-ay  tray	oy  toy	ea  eat	-ie  pie
ow  bow	ew  newspaper	-ew  screw	ou  mouth
ir  bird	aw  yawn	eer  deer	-are  scarecrow
-ce  dance	-ea  bread	o  onion	-ed  dropped rained

Level 5 split digraphs



a-e  cake	e-e  compete	i-e  ice	o-e  rose
u-e  cube	u-e  flute		

Alternative pronunciations:

- ▶ Pacific ocean
- ▶ The school chef likes to cook chips.



Helpful Words

Reading tips for parents:

- Find a quiet place where there are no distractions.
- Get as comfortable as you can.
- Encourage your child to segment/blend any words they are unsure of. If they still struggle the adult reading with them can do this to see if the child can blend the sounds together.
- Encourage the children to use picture clues to help in making the story make sense.
- Only read a few pages if your child is struggling.
- Ask questions about the text.

Reading is not just about the words! Comprehension skills are vital too.

- V-vocabulary- finding out and explain the meaning of words in context
- I- infer-using evidence (words read/picture) and knowledge to figure out something that wasn't completely explained in the text.
- P-prediction- using clues and prior knowledge about a text to say what happens next.
- E-explain-to make clear and give a reason behind an answer.
- R-retrieval- being able to recall previously read information.
- S-sequence-to retell the story in the correct order.



Phonic screening test

Towards the end of June, all of the Y1 children will be taking the Y1 Phonics Screening Check. All children in England will take this phonics-based check and the results will be used to help determine how well your child is performing in reading.

Some children in Y2 will also re-sit this Screening Check.

Over the course of Y1, we will give the children every opportunity to gently prepare them for this phonics test:

- * By exposing them to the format
- * By allowing them to practise on their own, in groups and in a whole class situation
- * By providing them with Phase 3 to 5 phonics teaching during their normal day-to-day lessons.

What will the phonics check be like?

The check will help to identify children who have not yet learnt to read fluently.

It is done very informally and your child will not be aware that they are being tested.

The test will include real and nonsense (alien) words to help ensure children have not merely memorised words. The words will be presented to children on a one-to-one basis.

Nonsense words (alien words) will be presented with an alien picture prompt so your child is given a context for reading the alien words.

<https://www.gov.uk/government/collections/national-curriculum-assessments-past-test-materials#phonics-screening-check-resources>



Parent Quiz: How many sounds?

Word	Segment	Number of Sounds
am	a-m	2
cat	c-a-t	3
ship	sh-i-p	3
chat		
rain		
queen		
night		
beard		
chair		
pound		
twirl		
reading		
playing		
phone		
snake		
hockey		
performer		

Word	Segment	Number of Sounds
am	a-m	2
cat	c-a-t	3
ship	sh-i-p	3
chat	ch-a-t	3
rain	r-ai-n	3
queen	qu-ee-n	3
night	n-igh-t	3
beard	b-ear-d	3
chair	ch-air	2
pound	p-ou-n-d	4
twirl	t-w-ir-l	4
reading	r-ea-d-i-ng	5
playing	p-l-ay-i-ng	5
phone	ph-o-n-e	3
snake	s-n-a-k-e	4
hockey	h-o-ck-ey	4
performer	p-er-f-or-m-er	6

Parent
Quiz:
ANSWERS!



Thank you for Attending
This Parent Workshop

Any Questions?